

“Cars are driven by people. The basic principle behind everything we do at Volvo therefore is – and must always be – safety.”

*Assar Gabrielsson och Gustaf Larson  
The founders of Volvo*



# Volvo Cars Safety Centre

## The world's most advanced full-scale laboratory

- Inaugurated in 2000
- 450 collision tests a year
- Two tracks
- Collision angles from 0 to 90 degrees
- Speeds of up to 120 km/h
- Collision testing also carried out on behalf of other companies such as Ford Motor Company and Volvo Group
- Super-computer
- Impact sled with tilt function



# Our employees

## Number of employees per 31/12 2007

Sweden	17,616
Göteborg factory:	4,763
Göteborg others:	8,340
Skövde incl. Floby:	2,664
Olofström:	1,849
Belgium (Gent)	4,110
Thailand	256
Malaysia	274
Marketing Companies	2,128
<b>Total:</b>	<b>24,384</b>

## Distribution women/men (2007)\*

24 % women, 76 % men

\*Applies only to employees in Sweden.



# Model range

## S

**All-new Volvo S80**  
Sales 2007:  
41,839



**Volvo S60**  
Sales 2007:  
41,726



**Volvo S40**  
Sales 2007:  
63,062



## XC

**Volvo XC90**  
Sales 2007:  
79,140



**All-new Volvo XC70**  
Sales 2007:  
13,603



**New Volvo XC60**  
Model year 2009



## C

**Volvo C70**  
Sales 2007:  
17,415



**Volvo C30**  
Sales 2007:  
46,726



## V













**All-new Volvo V70**  
Sales 2007:  
19,197



**Volvo V50**  
Sales 2007:  
62,348

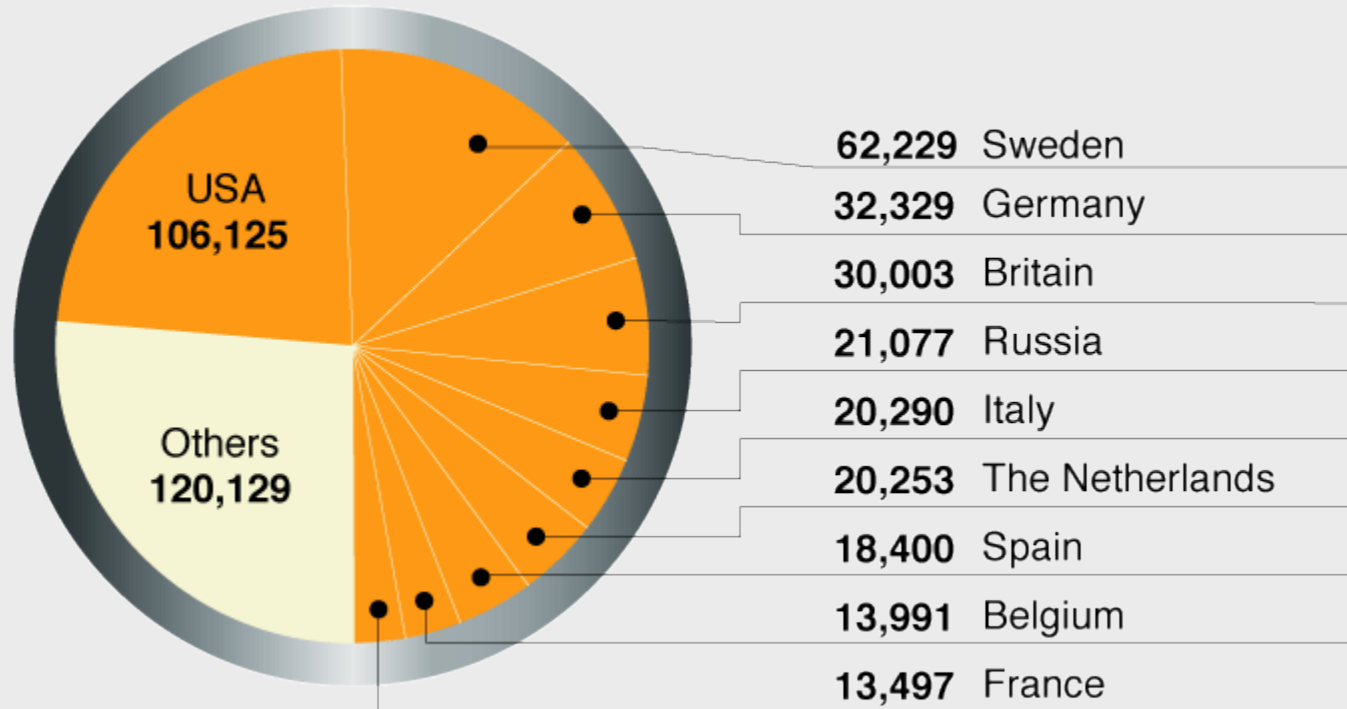


# Car production per factory and model, 2007

		Göteborg	Uddevalla	Gent	Chongqing	Thailand	Malaysia	Total
	S40			54,084	6,313		159	60,556
	S60			39,312		42	78	39,432
	S80	New 39,629				165	174	39,968
	S80					72		72
	V50			60,033			36	60,069
	V70	All-new 29,705						29,705
	V70	8,279		33,574		48		41,901
	XC70	All-new 23,160						23,160
	XC70	15,364						15,364
	XC90	77,233				114	39	77,386
	C70		20,306					20,306
	C30			53,189				53,189
	<b>Total:</b>	<b>193,370</b>	<b>20,306</b>	<b>240,192</b>	<b>6,313</b>	<b>441</b>	<b>486</b>	<b>461,108</b>



# Top ten markets 2007



**Total 2007: 458,323**

# Sales, growth markets 2007–2006 in %

	<b>2007</b>	<b>2006</b>
Russia	21,077	10,803
China	12,460	7,193
Turkey	2,737	1,838
Norway	8,842	6,306
Poland	3,567	2,665
France	13,497	10,726
Switzerland	7,651	6,246
The Netherlands	20,253	16,607
Australia	4,853	3,998
Denmark	5,103	4,246

